



☎ : (033) 2269-4240
2273-8284

SAVITRI GIRLS' COLLEGE

NAAC-Accredited

13, MUKTARAM BABU STREET, KOLKATA - 700 007

E- Mail : savitrigc@gmail.com

Date: 09.02.2022

URGENT NOTICE

INTERNAL ASSESSMENT: B.A/B.SC/B.COM –I Semester **Hons. / General (under CBCS System)**

All Students of Savitri Girls' College who are going to appear the above examinations are hereby directed to see their respective programme carefully which have been stated in Savitri Girls' College Website(savitrigirlscollege.edu.in). Moreover, the above students will get their respective question papers before 5 minutes from starting time of the respective Programmes. The questions will be available.

- Students must submit / upload their answer script in **PDF format**. Students of B. A, B.SC, B.COM (Hons/Gen) 1st Semester submit/upload ("**UPLOAD ANSWER SCRIPT**") their answer script in given google form link, which will provide at the time of examination. Students must fill up properly all the information in GOOGLE FORM.

Students may can install "**GOOGLE FORM APP & ADOBE SCAN APP**" (for making pdf file) in their mobile phone.

FOLLOW THE INSTRUCTIONS BELOW:

Instructions for Examinees

The students are required to strictly adhere to the following instructions:

- 1 Use **A4 size** paper for giving the examination.
- 2 Use **Black ball point pen** for giving the examination.

****Write the following on the top of the first sheet:**

A. Stream:
B. Semester:
C. Registration Number:
D. College Roll No.
E. Name of the Paper:
F. Date of the examination:

- 3 Put page number on the top right of each page (including the first page).
- 4 Only one side of the paper should be used for examination.
- 5 Put your signature with date, CU registration number at the bottom right of every page used.
- 6 Before sending your answer scripts, arrange the pages sequentially. Scan them in the order of page number and convert them into a **single pdf. file.**
- 7 Pdf. file name should be your **paper name and CU Registration Number.**
- 8 Preserve your answer scripts in soft as well as hard-copy form of all the papers of your examination.

• **For any further queries please Contact: -**

- Moumita Naskar: **9836403079**
- Moumita Dutta: **9123736251**
-

How to upload or submit answer script via Google Form: See the instructions below-

How to upload your answer script via google form?

1. Open your college website to download question paper. savitrigirlscollege.edu.in



Savitri Girls' College

Email

savitrigc@gmail.com

Call

033 - 2269 4240,
2273 8284

Online Admission

Fees Payment

QUESTION PAPERS-
BA/BSC

QUESTION PAPERS -BCOM

2. Click on desire section. Like, "Question Paper BA/BSC" or "Question Paper BCOM". Download question paper

QUESTION PAPERS- BA/BSC

15-01-2022

TIME	SEM	QUESTION PAPERS	UPLOAD ANSWER SCRIPT
10 AM TO 1PM	3RD	CC5(HONS)	CLICK HERE
10 AM TO 1 PM	5TH	LCC1(2) ENGC (GEN)	CLICK HERE
10 AM TO 2 PM	PART 1	PAPER I	CLICK HERE
10 AM TO 2 PM	PART 2	PAPER III	CLICK HERE
2 PM TO 5 PM	5TH	CC11(HONS)	CLICK HERE
2 PM TO 5PM	5TH	SEC-A	CLICK HERE

CLICK HERE FOR
DOWNLOAD
QUESTION
PAPER

3. For submitting your answer script via Google Form, you need to scan your answer script and convert it in PDF format, file name of your answer script must be start with your subject name and then write your CU Registration Number. (example HINA132-1211-1111-21). For this you may use "Adobe Scan" app in your mobile phone via play store.
4. To submit/upload your answer script, then click on :

QUESTION PAPERS- BA/BSC

15-01-2022

TIME	SEM	QUESTION PAPERS	UPLOAD ANSWER SCRIPT
10 AM TO 1PM	3RD	CC5(HONS)	CLICK HERE
10 AM TO 1 PM	5TH	LCC1(2) ENGC (GEN)	CLICK HERE
10 AM TO 2 PM	PART 1	PAPER I	CLICK HERE
10 AM TO 2 PM	PART 2	PAPER III	CLICK HERE
2 PM TO 5 PM	5TH	CC11(HONS)	CLICK HERE
2 PM TO 5PM	5TH	SEC-A	CLICK HERE

CLICK HERE FOR
SUBMIT YOUR
ANSWER SCRIPT
IN PDF FORMAT

5. After clicking their you can see this. Example

15-01-2022 10 AM B.A./B.SC. CU
ANSWER SCRIPT SUBMISSION FOR
SAVITRI GIRLS'COLLEGE

6. Here you must fill up all the fields in capital letter except email address
7. Enter your own email address.

Email *

8. Enter your name in capital letter.

NAME *

9. Enter your mobile number.

WHATSAPP/CONTACT CONTACT NUMBER *

10. Enter your CU Registration Number. As written in your CU Registration Number. example

YOUR CU REGISTRATION NUMBER *

132-1211-1111-21

11. Choose your subject from the list and then Click on "Next" button. example

CHOOSE YOUR SUBJECT FROM THE LIST *

EDUCATION HONS

HISTORY HONS

ENGLISH HONS

11

11

11

11

11

11

11

11

11

11

Next

12. Then you have to prepare to upload CU answer script in PDF format. Click on “Add file” to upload

EDUCATION HONS

SUBMIT YOUR CU ANSWER SCRIPT IN PDF FORMAT *

 Add file

A copy of your responses will be emailed to the address you provided.

Back

Submit

Clear form

Insert file

Upload

My Drive

Previously selected

 BA,BSC 5TH SEM merge_compressed.pdf 5.47M

Add more files

Upload



Cancel

A copy of the selected file will be sent. Once submitted, files cannot be edited or removed.

EDUCATION HONS

SUBMIT YOUR CU ANSWER SCRIPT IN PDF FORMAT *

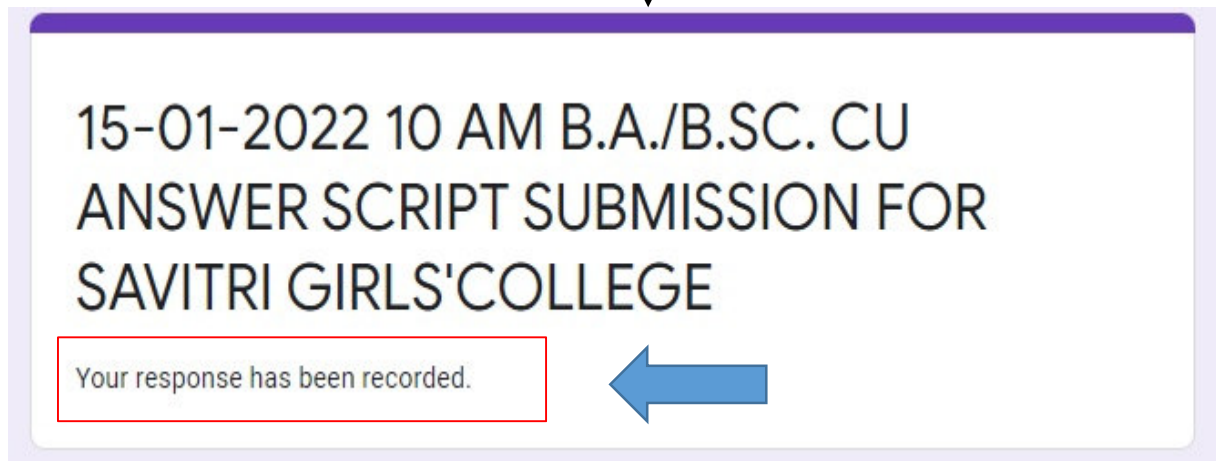
PLEASE UPLOAD YOUR CU ANSWER SCRIPT IN PDF FORMAT. FILE NAME SHOULD BE SUBJECT CODE AND YOUR CU ADMIT ROLL NUMBER.

 EDCA132-1211 

A copy of your responses will be emailed to the address you provided.

After uploading pdf file, click on "Submit" button.

13. If you fill up all the field perfectly, then you will get this screen, as below. Must take a screenshot of this screen, for future reference.



Dr. Sk. Mahammad Ali

Principal
Principal
SAVITRI GIRLS' COLLEGE
KOLKATA-7